



endodoctor[®]



Geräte
Equipment

 **ENDODOCTOR
GERMANY**





Multilingual on-screen-menu
Digital zoom
Camera control with keyboard
Character generator

SwiftCAM camera head



Without push buttons
Weight: 80 g
Size: d = 29 mm; l = 55 mm



Option
With push buttons
Weight: 105 g
Size: d = 34 mm; l = 73 mm

Technical Data


Camera head:	· Aspect ratio: 4:3 · Image sensor: 1/3" CCD
System	· Immersible (using the attached cap) · Power supply: 100/240 VAC, 50-60 Hz · Fuses: 2 Fine fuses, 5x20 mm, delay acting 3,15 AH (I=1500A) · Power consumption: 20 VA · Image resolution: PAL 752 x 582/ NTSC 768 x 494 · TV resolution: > 470 lines · Sensitivity: < 1 lux (1/1.4) · White balance automatically, with data hold shutter speed PAL (NTSC): 1/50 (1/60) to 1/100.000 sec
Video out terminal USB 2.0 Standard	· 2x Video; 2x S-Video; 1x Y-Pb-Pr (Component); 1x SDI; 1x · Protection class: I · Application part: Type BF · classification acc. 93/42/EEC: I · EN ISO 13485 93/42/EEC IEC 601-1, EN 60601-1C
Dimensions Delivery contains BNC cable,	· Control unit (WxHxD): 355 x 103 x 253 mm; 4,4 kg · CCU, camera head with 3m cable, mains cable, User manual, Y/C cable, HDMI - DVI cable (optional), HDMI cable (optional), USB Stick (optional)
Video system	· PAL/NTSC

Article number	TP-200100-1	TP-200200-1	TP-200300-1	TP-200400-1
Series	SwiftCAM	SwiftCAM-C	SwiftCAM-D	SwiftCAM-CD
On-screen-display	x	x	x	x
Menu	x	x	x	x
Titel generator option PS/2	x	x	x	x
Capture module (image, video)	-	x	-	x
HDMI out	-	-	x	x
Zoom function	x	x	x	x

Options only while use camera head with push button

Remote Camera Head SwiftCAM/ M-CAM2950 PAL **740-0205**
 Remote Camera Head SwiftCAM/ M-CAM2950 NTSC **740-0206**

Freeze function	Freeze the image via push buttons
Remote camera head	With programmable push buttons (zoom, freeze)
Remote footswitch	With programmable push buttons



Low noise, low heat conduction
Electronical light control via buttons
Pure daylight quality
Waterproof touch control panel

Series	Description
LED 1000-A	Storz adapter, automatic light intensity control
LED 1000-A	Wolf adapter, automatic light intensity control
LED 1000-A	Olympus adapter, automatic light intensity control
Article number	LQ-400100-1 S (W)


Technical Data

Lamp	<ul style="list-style-type: none"> · Daylight quality, 6500 K · Lifetime: > 20.000 hr
Light guide connection	<ul style="list-style-type: none"> · Storz, Wolf adapter
System	<ul style="list-style-type: none"> · Power supply: 100/240 VAC (+/- 10%), 47...63 Hz · Fuses: 2 Fine fuses, 5x20 mm, delay 6,3 AT (I=1500A) · Power consumption: max. 100 VA (+/- 10%)
Video In (opt.)	<ul style="list-style-type: none"> · 1x Video (VBS) (automatic Version only)
Standard	<ul style="list-style-type: none"> · Protection class: I · Application part: Type BF · classification acc. 93/42/EEC: I · EN ISO 13485 93/42/EEC IEC 601-1, EN 60601-1C
Dimensions	<ul style="list-style-type: none"> · (WxHxD): 355 x 103 x 253 mm · Weight: 4,5 kg
Delivery contains	<ul style="list-style-type: none"> · Light source, mains cable, user manual, BNC cable (optional)

Options

intensity displayed
as clear value





Full automatic
Filter system for sterility
Up to 45 liters/ minute
Microprocessor controlled

Series Description

		Article number
DF-315	Maximum gasflow: 15 l/min	IN-300315-15
DF-320	Maximum gasflow: 20 l/min	IN-300320-20
DF-330	Maximum gasflow: 30 l/min	IN-300330-30
DF-345	Maximum gasflow: 45 l/min	IN-300345-45

Options

Version H	With gas heater
Version V	With OSD - On-Screen-System (only available with connected ILO OSD Camera)

Technical Data

Insufflator pressure	· 0 - 30 mmHg
Power supply	· 100 - 240 VAC, 50 - 60 Hz
Power consumption	· 25 - 40 VA (25-105 VA with gas heating)
Standard	· Protection class: I · Application part: Type BF · IEC 601-1, EN 60601-1; classification acc. 93/42/EEC: IIb
Gas	· Carbon dioxide (medical)
Gas connection	· UNF 7/16"
Dimensions	· Control unit: 355 x 105 x 253 mm (WxHxD); 6,5 kg
Delivery contains	· Insufflator, mains cable, CO2 high pressure tube UNF to German gas connection, wrench set: SW14/ SW30, sterile filter, standard silicone tube (not H version), system gas heater with tube set (only H version), user manual
Features	<ul style="list-style-type: none"> · Flexible gas supply: The device can be used with gas bottles or central gas supply systems. The gas supply mode can be changed very easily by integrated software. · System gas heater: For reduction of post surgery problems the DF Series is available with a high efficient gas heater. The gas heater is preadjusted and works on a plug and play base full automatically. The heat exchanger can be autoclaved with the tube set. · OSD: The On-Screen-Display gives the surgeon the possibility to display the important values on the monitor. · ACF: The DF Series stands for Advance-Continuous-Flow-Insufflation. That means no more disruption between gasflow and pressure reading phases. · Safety: The automatic self check is activated each time the unit is switched on to ensure that all electronic and pneumatic components are in good running order. This safety feature carries a guarantee for lifetime of the unit. The changeable sterile filter prevents reflux of liquids and contamination of the gas way. · Differential pressure indicator: A colored LED array shows the actual-setpoint pressure difference between setted value and factual value in the patient.



A very precise calibration of the measuring system through LEVEL function

FLUSH function for an efficient rinsing

Non-volatile memory of recent settings

Three working modes

(arthroscopy, hysteroscopy, urology)

Acoustic and visual signals ensuring correct tubing installation

Article number PU-500215-0

Technical Data

Dimensions:	· 306mm x 330mm x 120mm (DxWxH), 7,5 kg
System:	· Power supply: 100-240 V AC, 50/60 Hz
Class of protection:	· Application part: Type BF
Casing safety standard:	· IP X1
Ambient temperature / Max. relative humidity:	· During operation: +10°C to +40°C / 70%
	· During storage and transport: -20°C to +45°C / 70%
CE Standard	· EN60601-1; EN60601-1-2

Features

The universal pump provides three working modes:

Specialty	Arthroscopy	Urology	Hysteroscopy
Pressure	10-150 mmHg	10-150 mmHg	10-200 mmHg
Flow	0,1-2,0 l/min	0,1-1,0 l/min	0,1-0,5 l/min

Tubing for the Irrigation Channel

Single-Use Tubing Set (SUTS):

Installed directly to the pump control unit to endoscopy sheath. Use of single-use tubing sets enforces their change after each surgery.



Economic-use tubings, consisting of:

1) Day-Use Pump Part (Dupp)
 Installed directly to the pump control unit and a Single-Use Patient Part (Supp)

2) Single-Use Patient Part (Supp)
 Installed directly to a Day-Use Pump Part (Dupp) and to an endoscopy sheath.

There is no need of changing a fluid bag and a Day-Use Pump Part tubing after each surgery. It also saves time of medical staff for preparation pump for a new patient.

Remote Control

Control the fluid flow and pressure





Wide range of rotational speed

Window calibration feature

Clockwise, counterclockwise and oscillation handpiece rotation modes

Nine oscillation modes

Automatic handpiece detection

Controlled by a footswitch or directly by buttons present on a shaver handpiece

Fully autoclavable, light and ergonomic shaver handpiece

Article number SH-600100-0

Strengths

- Easy, efficient and reliable cleaning and disinfection process resulting from unique head design
- Sophisticated oscillation modes to meet requirements of the most demanding operator
- Smooth and stable work in all range of rotational speed
- Single-use and reusable shaver blades with uniquely designed hub eliminating problematic articulation effect
- Large and clearly visible user interface facilitates reading of essential parameters of the device
- Remote interface enables presentation of significant parameters on the medical monitor
- Convenient manipulation by means of the manually controlled buttons available on the shaver handpiece

Shaver control unit

Dimensions: · 250mm x 330mm x 96mm (DxWxH), 4,8 kg
 System: · Power supply: 100-240 V AC; 50/60 Hz
 Power consumption: · 65 VA
 Class of protection: · Class I
 Ambient temperature / Max. relative humidity: · During operation: +10°C to +40°C / 70%
 · During storage and transport: -20°C to +45°C / 70%
 CE Standard · EN60601-1; EN60601-1-2

Shaver hand piece



Article number SH-600100-1

Dimensions: · Length: 164 mm; 325 g
 System: · Power supply: 100-240 V AC; 50/60 Hz
 Shaver blade chuck: · Automatic / Barracuda type
 Speed range: · FWD / REV: 500 - 8000 RPM (+/-10%)
 · OSC: 500 - 3500 RPM (+/-10%)
 Oscillation modes: · 9 different modes
 Cable length: · 3,2 m
 Sterilization method: · Steam sterilization 134 °C
 Ambient temperature / Max. relative humidity: · During operation: +10°C to +40°C / 100%
 · During storage and transport: -20°C to +45°C / 90%
 Class of protection: · Application part: BF type

Shaver footswitch

Article number SH-600100-2

Dimensions: 215mm x 280mm x 28mm (DxWxH), 2,1 kg
 Cable length: 3,2 m
 Casing safety standard: IP X7
 Functions: Speed up, speed down, start/stop, window size, direction



Endodocor GmbH
Unterer Damm 15
78567 Fridingen
eMail: kontakt@endodocor.de

